


RAHMENABDECKUNG









Frame cover | Couverture de cadre | Cubierta de marco | Copertura del telaio

Art.-Nr: 20800-XXX

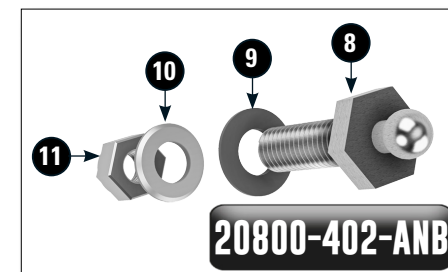


74MM




LEGENDE/KEY/FILE LÉGENDE

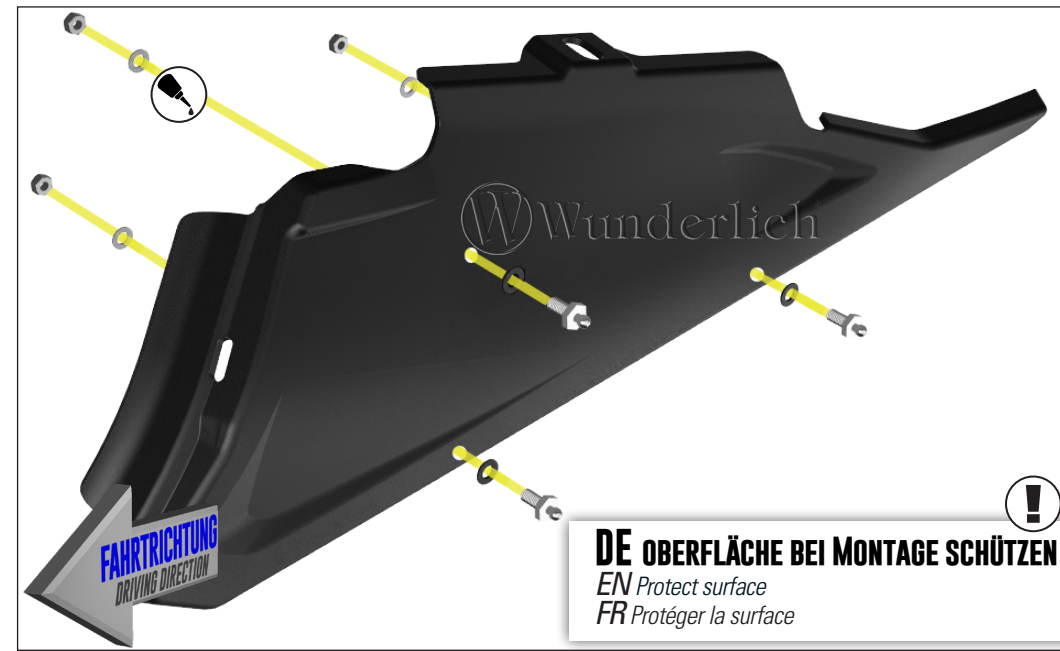
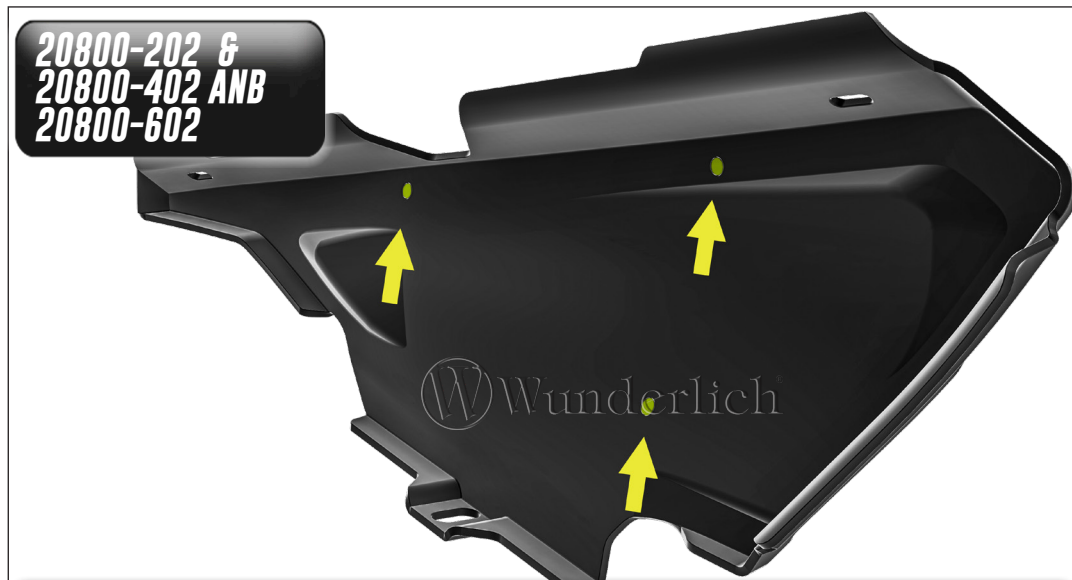

-  **Anbau Tipp**
Fitting tip
Astuce de montage
-  **Achtung**
Attention
Attention
-  **Vergrößerung**
Magnification
Grossissement
-  **Montagepaste**
Fitting lubricant
Lubrifiant de montage
-  **Schraube**
Screw
Vis
-  **Schraubensicherung**
Thread locking fluid
Freinilets
-  **Drehmoment**
Torque
Torque
-  **Reiniger**
Cleaner
Nettoyant

| # | BEZEICHNUNG / DESCRIPTION | DE EN FR | Die Farben der Abbildungen dienen nur der Veranschaulichung. The colors are for illustrating purposes only. Les couleurs utilisées sont à titre indicatif seulement. | DIN | ISO | MENGE QUANTITY |
|----|---|----------------|--|---------|---------|-------------------|
| 1 | Rahmenabdeckung (rechts) / Frame cover (right side) | | | | | 1 |
| 2 | Rahmenabdeckung (links) / Frame cover (left side) | | | | | 1 |
| 3 | Linsenflanschschraube / lens head screw | | M6x20 8 Nm | 7381SA2 | 7381SA2 | 2 |
| 4 | U-Scheibe / washer | | M6 | 9021SA2 | 7093 | 2 |
| 5 | Hülse / sleeve | | 5,5mm | | | 2 |
| 6 | Gummi-Kabelbinder / rubber zip ties | | 74mm | | | 6 |
| 7 | Lackschutzfolie/protection film | | 20cm | | | 5 |
| 8 | Loxx Kugelschraube / Loxx screw | | M5x10 | | | 6 |
| 9 | U-Scheibe Kunststoff / washer plastic | | M5 | | | 6 |
| 10 | U-Scheibe / washer | | M5 | 9021SA2 | 7093 | 6 |
| 11 | Sechskantmutter / hex nut | | M5 | 934SA2 | | 6 |






Anliegende Flächen am Rahmen mit Lackschutzfolie bekleben.
Cover points of contact with protection film.
Couvrir les points de contact avec un film de protection.





DE NACHRÜSTUNG SEITENTASCHEN: MARKIERTE BEREICHE MIT EINEM 5.5MM BOHRER AUFBOHREN
 EN Upgrade frame bags: Drill out marked areas with a 5.5mm drill bit.
 FR Amélioration des sacs pour cadres: Percez les zones marquées avec un foret de 5,5 mm.



DE SCHRAUBEN REGELMÄßIG AUF FESTEN SITZ PRÜFEN

EN Check screws regularly for tightness.

FR Vérifiez régulièrement le serrage des vis.