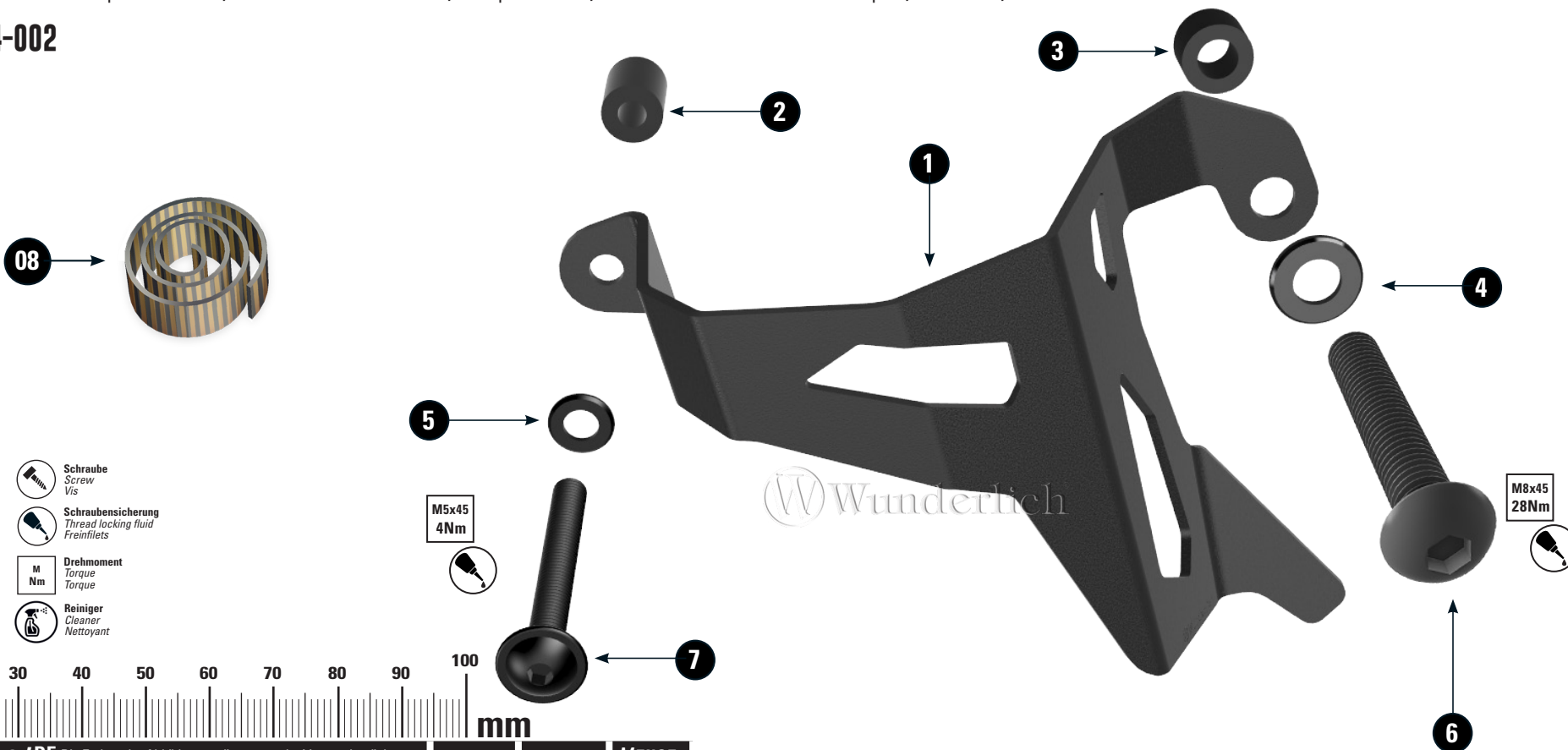


SCHUTZ SCHALTASSISTENT

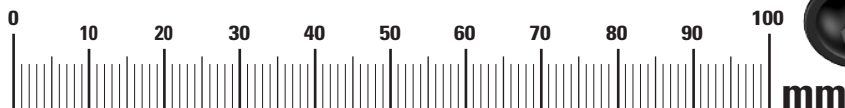
Protection cover shift assistant | Couverture protectrice assistant de quart | Cubierta protectora asistente de turnos | Coperchio di protezione assistente di turno

Artikel-Nr.: 26284-002



LEGENDE/KEY/FILE LÉGENDE

- Anbau Tipp**
Fitting tip
Astuce de montage
- Achtung**
Attention
Attention
- Vergrößerung**
Magnification
Grossissement
- Montagepaste**
Fitting lubricant
Lubrifiant de montage
- Schraube**
Screw
Vis
- Schraubensicherung**
Thread locking fluid
Freiniflets
- Drehmoment**
Torque
Torque
- Reiniger**
Cleaner
Nettoyant



#	BEZEICHNUNG / DESCRIPTION DE / EN / FR	DIN	ISO	MENGE / QUANTITY
1	Schutzblech Schaltassistent / Protection cover shift assistant			1
2	Hülse / Sleeve D=12mm d=5.5mm H=16mm			1
3	Hülse / Sleeve D=15 d=8.5mm H=10mm			1
4	U-Scheibe / Washer M8	125Z	125Z	1
5	U-Scheibe / Washer M5	125SA2	125SA2	1
6	Zylinderkopfschraube / Cylinder head screw M8x45	912Z	912Z	1
7	Linsenflanschschraube / Lens head screw M5x45	7381SA2	7381SA2	1
8	Moosgummi / foam rubber			3cm

01




DE FLÄCHE ENTFETTEN & MOOSGUMMI AUFKLEBEN.

EN Clean surface and stick on rubber foam.

FR Nettoyer la surface et coller la mousse en caoutchouc.

02



DE BEIM FESTZIEHEN DER SCHRAUBEN EIN VERDREHEN DES SCHUTZBLECHES VERHINDERN.

EN Prevent the cover from twisting when tightening the screws.

FR Empêchent le couvercle de se tordre lors du serrage des vis.

03

