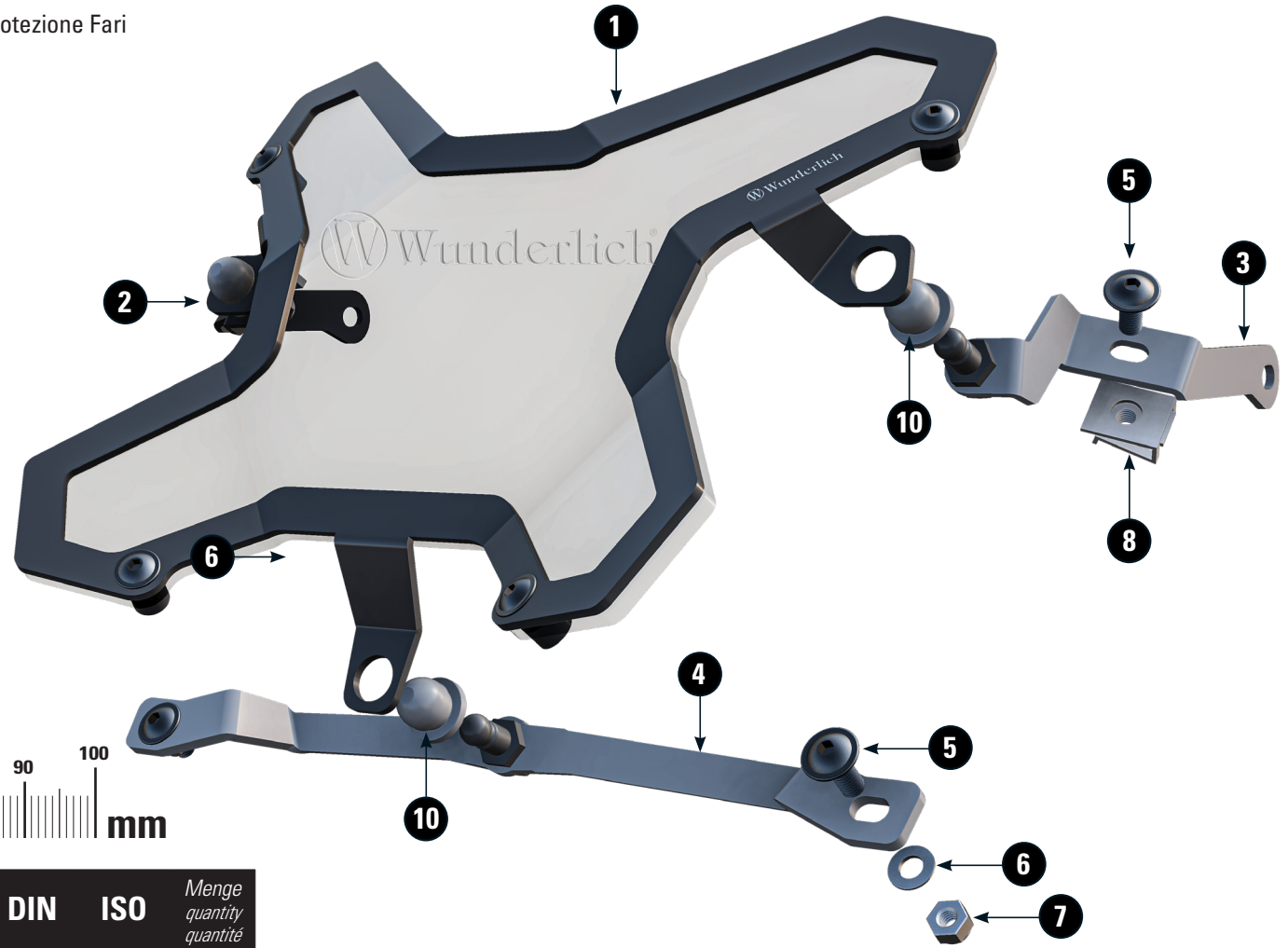










# SCHEINWERFERSCHUTZ

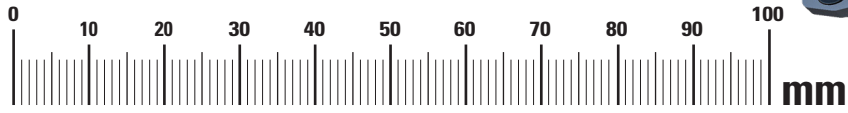
Headlight Guard | Protection de Phare | Protector de Faros | Protezione Fari

Art.-Nr: 13260-X02



LEGENDE / Key / file Légende





-  **Anbau Tipp**  
Fitting tip  
Astuce de montage
-  **Achtung**  
Attention  
Attention
-  **Vergrößerung**  
Magnification  
Grossissement
-  **Montagepaste**  
Fitting lubricant  
Lubrifiant de montage
-  **Schraube**  
Screw  
Vis
-  **Schraubensicherung**  
Thread locking fluid  
Freinfilets
-  **Drehmoment**  
Torque  
Torque
-  **Reiniger**  
Cleaner  
Nettoyant






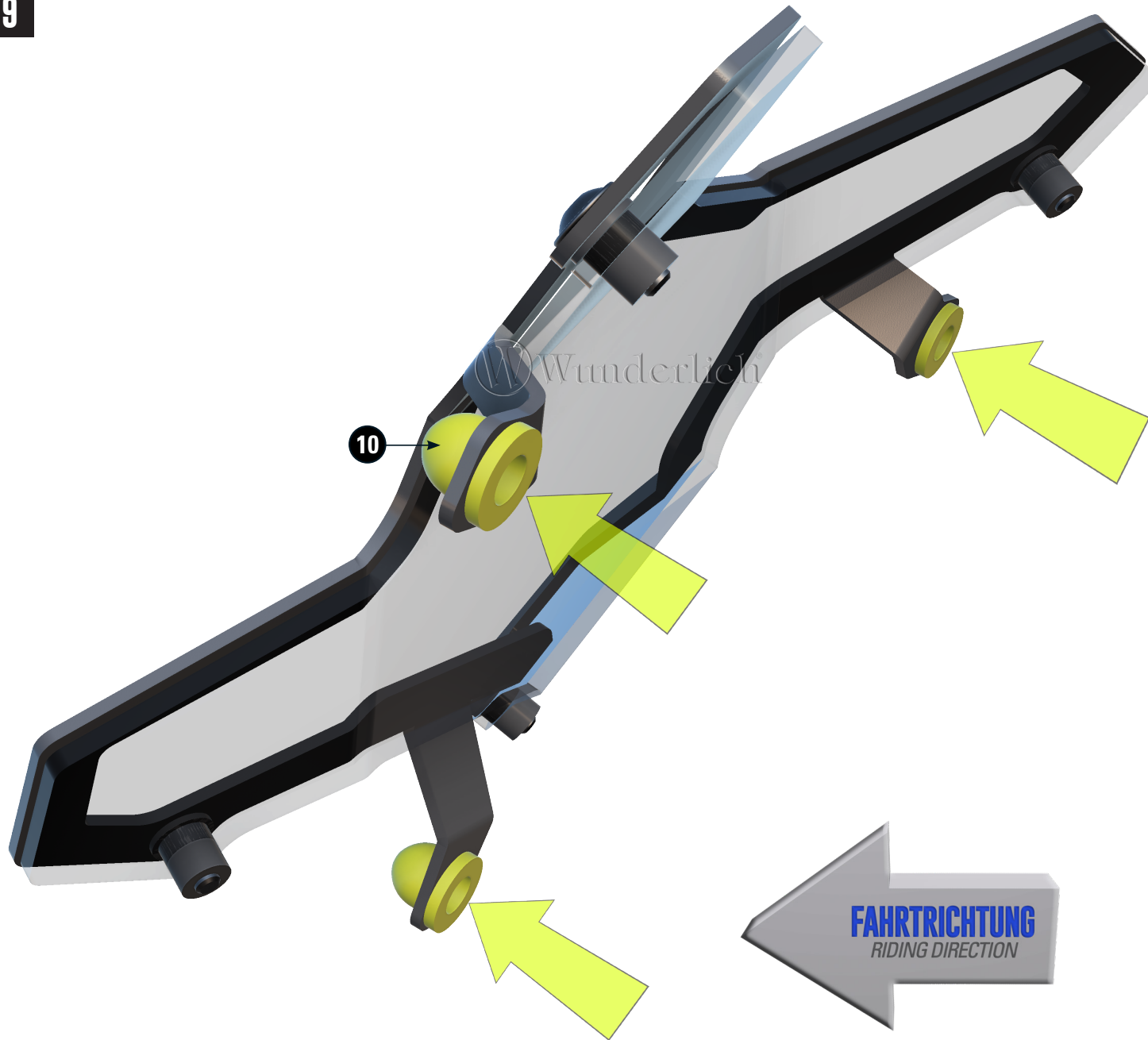
#	Bauteil component composant	DE Die Farben der Abbildungen dienen nur der Veranschaulichung. EN The colors are for illustrating purposes only. FR Les couleurs utilisées sont à titre indicatif seulement.	DIN	ISO	Menge quantity quantité
1	Scheinwerferschutz / Headlight Guard				1
2	Halter (rechts) / bracket (right side)				1
3	Halter (links) / bracket (left side)				1
4	Halter (vorne) / bracket (front)				1
5	Linienflanschschraube / Lens head screw M5x12		7381	7381	4
6	U-Scheibe / Washer M5		125	7098	2

7	Sechskantmutter / Hex nut M5		985	10511	2
8	Blechmutter / sheet nut M5				2
9	Schraubensicherung / Thread locking fluid				1
10	Snaplock Kupplung / Snaplock coupling				3









**Bei der Scheinwerfereinstellung  
bitte auf ausreichend Abstand zum  
Scheinwerferschutz achten.**

*When adjusting the headlights, please ensure there  
is sufficient distance from the headlight guard.*

*Lors du réglage des phares, veuillez à ce qu'il y ait une  
distance suffisante par rapport au protège-phare.*

10

13260-002



11

13260-102/202

