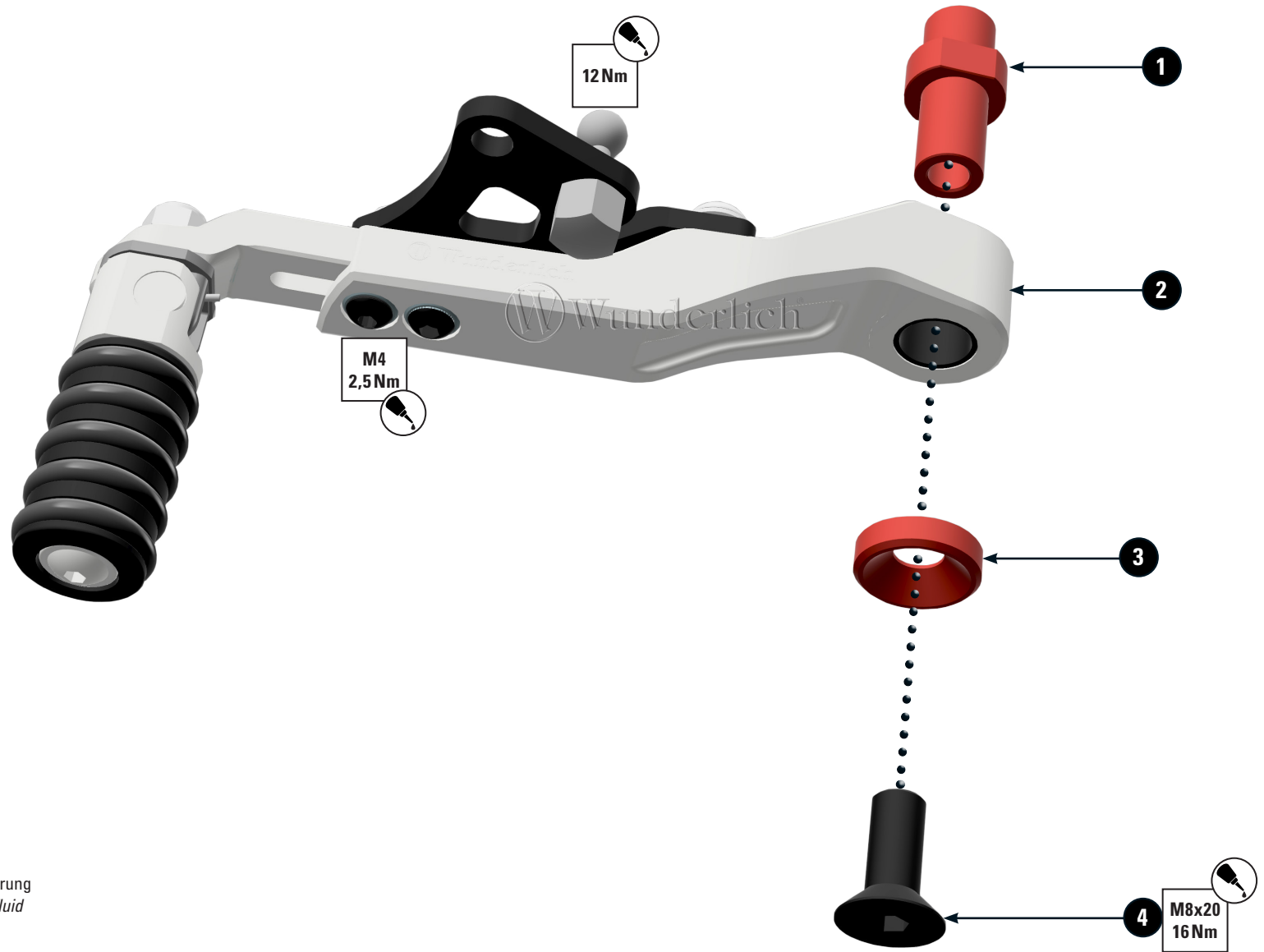


SCHALTHEBEL

Gear lever | Cambio de marchas | Sélecteur de vitesses | Leva del cambio

Art.-Nr: 26282-001





LEGENDE / KEY



Anbau Tipp
Fitting tip



Schraube
Screw



Achtung
Attention



Schraubensicherung
Thread locking fluid




Vergrößerung
Magnification





M10x14
15 Nm Drehmoment
Torque


#	BEZEICHNUNG	MENGE
1	Bolzen	1
2	Schalthebel vormontiert	1
3	U-Scheibe Rosette	1
4	Senkkopfschraub M8 x 20	1




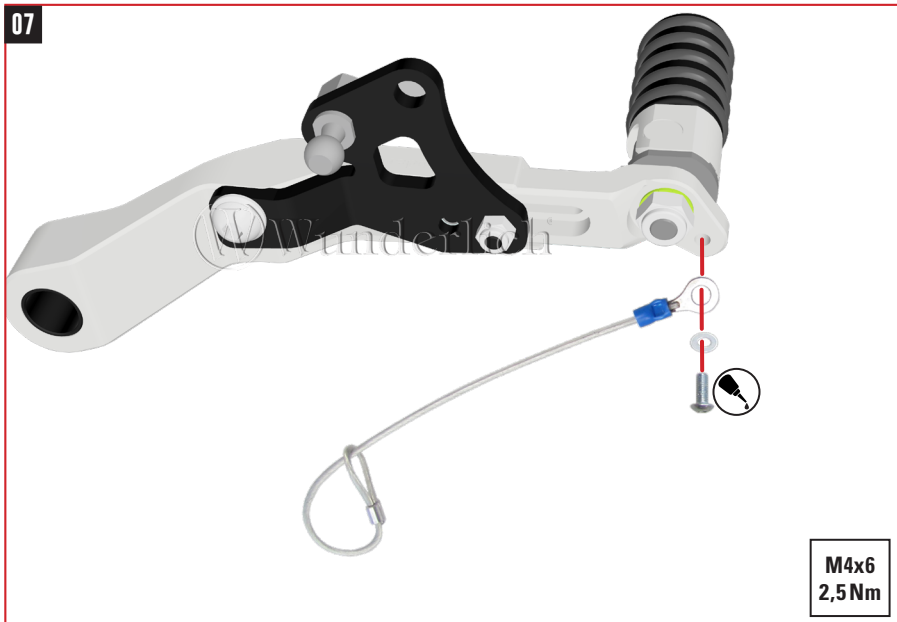
Innenliegende orig. Kонтerschraube wird zur Befestigung des Bolzens (Bild 3) benötigt!
Inside orig. Locking screw is needed to fix the bolt (picture 3)!



M8x20
16 Nm



! Schalthebel über Schaltgestänge und Bohrungen +/- einstellen, alle Schrauben festziehen und einkleben!
Adjust the gear lever via shift linkage and bores +/-, tighten all screws and paste into!



Fangseil an geeigneter Stelle befestigen!
Fasten the safety wire at a suitable position!